



EPLC

CURSOR STYLE LINEAR POTENTIOMETER

For linear position measurement.

Rodless potentiometer

100 to 1500mm stroke

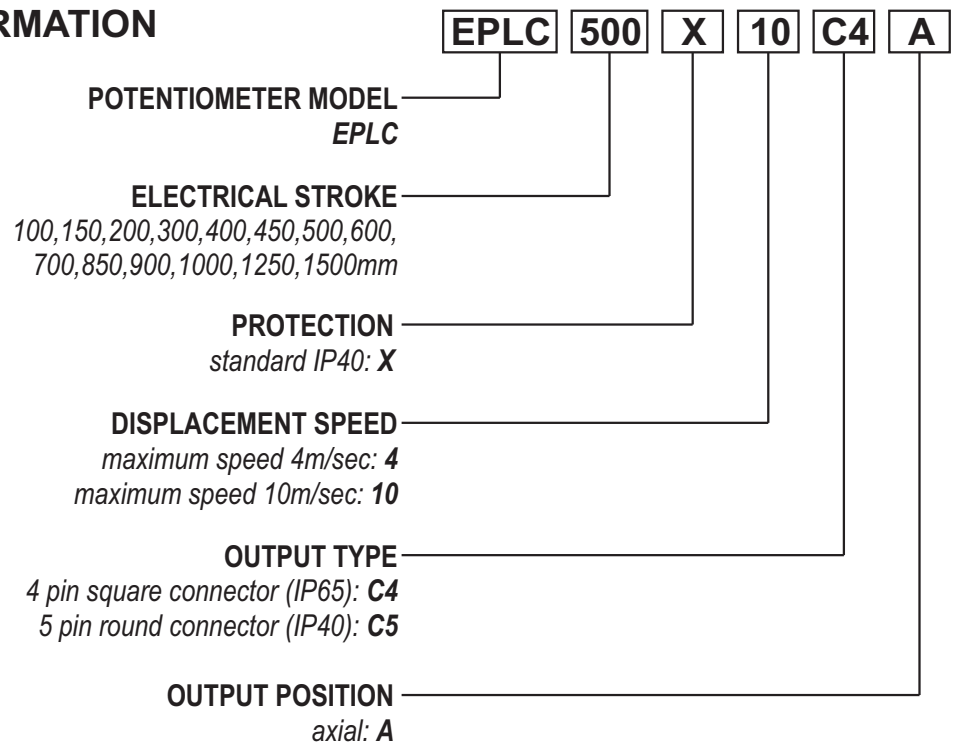
0.1% non linearity



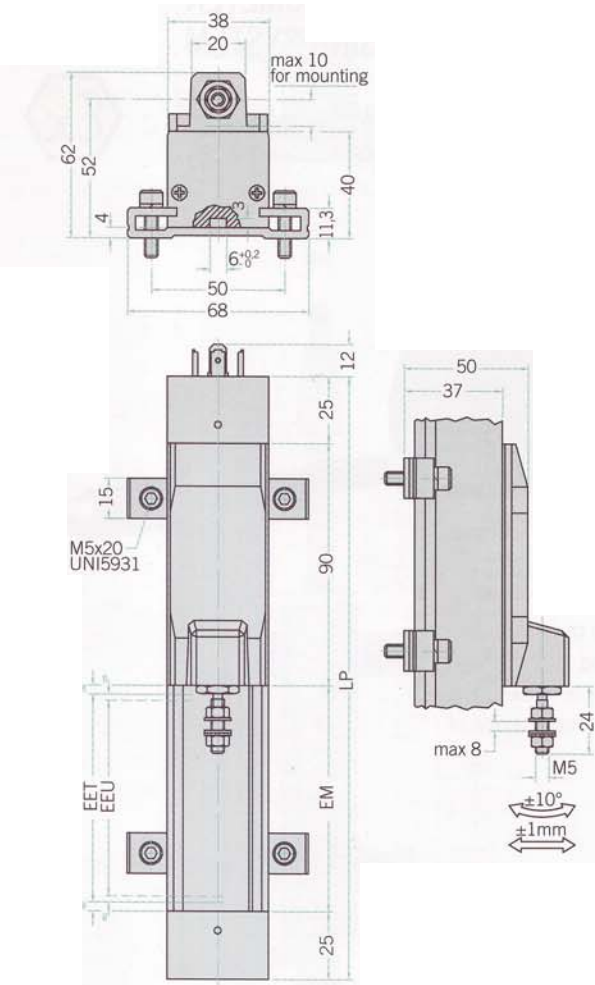
The EPLC is a high precision rectilinear potentiometer for industrial applications. It has a 3 wire analog resistive output which is absolute so the reading is maintained after loss of power. It is designed for position measurement in materials handling, mining, process control and woodworking or plastic moulding machines.

This model is a rodless potentiometer, using a cursor to measure position. It is suited to applications requiring upto 1500mm of displacement or where there is insufficient space for a rod. Sealing is IP40.

ORDERING INFORMATION



DIMENSIONS

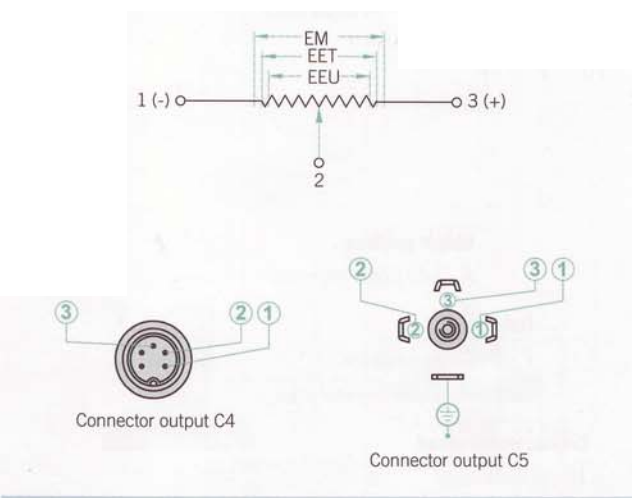


SPECIFICATIONS

Independent linearity	±0,1% (100÷400 mm) ±0,05% (450÷1250 mm)
Displacement speed	4 m/s max (10 m/s max, on request)
Displacement force	1,2 N max
Applicable voltage	60 V max
Electrical insulation	>100 MΩ, 500 VDC, 1 bar, 2 s
Dielectric rigidity	<100 μA, 500 VAC, 50 Hz, 1 bar, 2 s
Power dissipation	3 W, 40 °C 0 W, 120 °C
Protection class	IP40
Explosion proof	According to ATEX CEI EN 50020 2003 (par. 5.4 a)
Life	>25x10 ⁶ m strokes or >100x10 ⁶ uses
Working temperature	-30÷100 °C
Storage temperature	-50÷120 °C
Thermal coefficient of the output voltage	<1,5 ppm/°C
Vibrations	20 G, 5÷2000 Hz
Shock rating	50 G for 11 ms
Acceleration	200 m/s ² max (20 G)
Resistance tolerance	±20%
Recommended cursor current	0,1 μA max
Max cursor current	10 mA max
Enclosure material	anodized aluminium Nylon 66 G 25
Rod material	Nylon 66 GF 40 Latilub 73/13
Mounting	brackets with variable interaxis

Important: these data are corrected if the transducer is used as voltage divider with a maximum applicable voltage of 0,1μA.

CONNECTIONS



ELECTRICAL/MECHANICAL DATA

Model*	100/150/200/250/300/400/500 600/700/850/900/1000/1250
Useful electric stroke (EEU) (+3/-0mm)	It corresponds to the model (mm)
Theoretical electric stroke(EET) (±1 mm)	103 mm (100), 153 mm (150), 204 mm (200), 254 mm (250), 305 mm (300), 406 mm (400), 509 mm (500), 611 mm (600), 713 mm (700), 865 mm (850), 915 mm (900), 1017 mm (1000), 1271 mm (1250)
Mechanical stroke (EM)	EET+10 mm (100÷1250)
Resistance	5 kΩ (100÷300), 10 kΩ (350÷1000), 20 kΩ (1250)
Case length (LP)	EET+150 mm (100÷1250)

AUTOMATED MOTION SYSTEMS PTY.LTD.

MAILING ADDRESS:
P.O.BOX 1240
WANGARA DC
W.A. 6947

PHONE: (08) 9309 1896
FAX: (08) 9309 5671
EMAIL: sales@automotsys.com.au
INTERNET: <http://www.automotsys.com.au>

OFFICE ADDRESS:
UNIT 2, 7 BARETTA RD.
WANGARA, PERTH
WESTERN AUSTRALIA