



EPLB

**CYLINDER STYLE
LINEAR POTENTIOMETER**

For linear position measurement.

Rod extension potentiometer

50 to 750mm stroke

IP65 sealing standard

0.05% non linearity

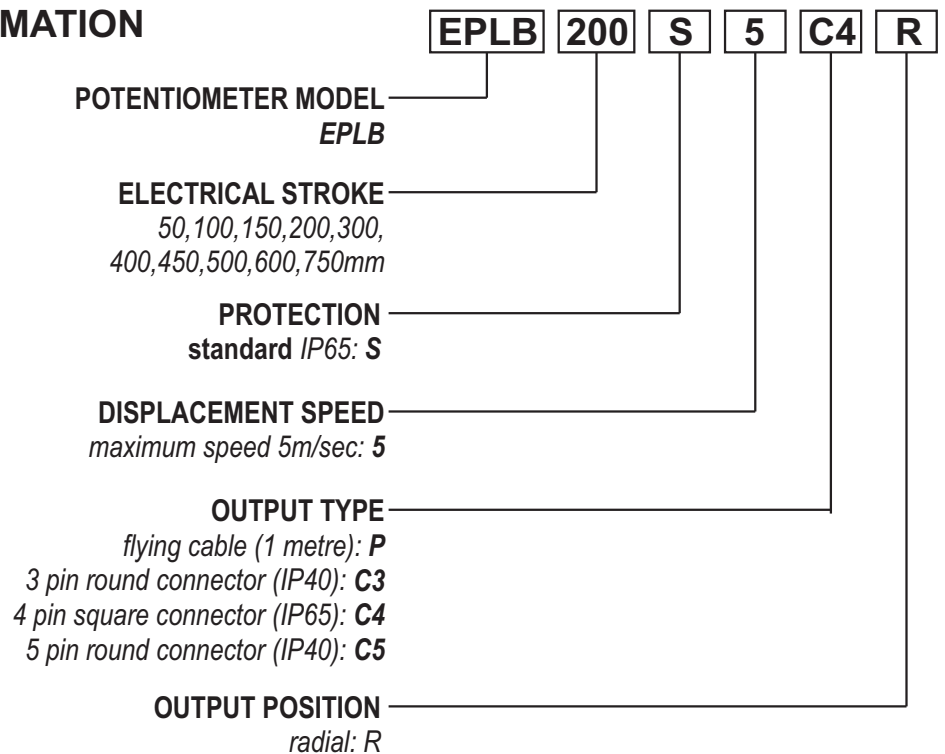
Rugged construction



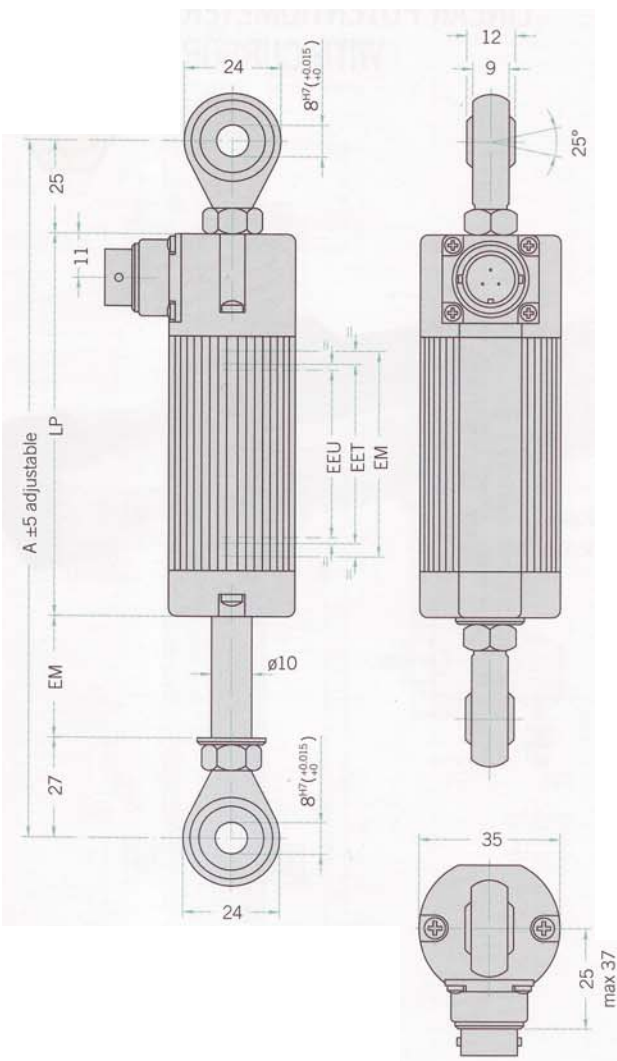
The EPLB is a high precision rectilinear potentiometer for industrial applications. It has a 3 wire analog resistive output which is absolute so the reading is maintained after loss of power. It is designed for position measurement in materials handling, mining, process control and woodworking or plastic moulding machines.

This model has a more rugged construction than the EPLA and the IP65 sealing is standard. The C4 IP65 connector option is recommended. Mounting is simplified by attaching ends to 10mm pins. The ends have spherical joints to compensate for any misalignment.

ORDERING INFORMATION



DIMENSIONS

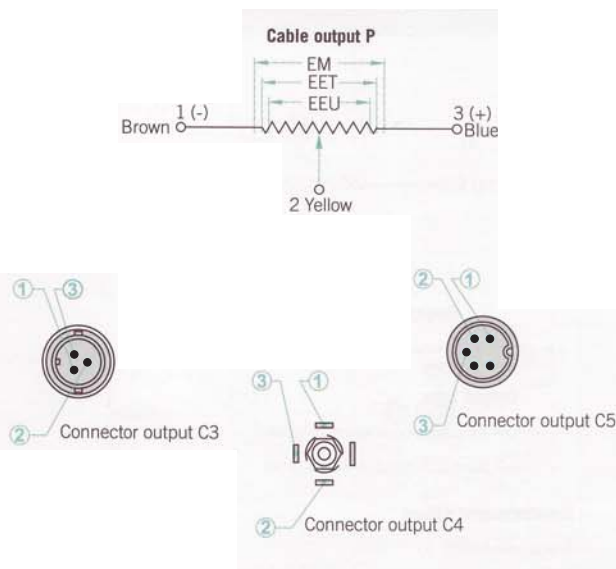


SPECIFICATIONS

Independent linearity	±0,05%
Displacement speed	5 m/s max
Displacement force	10 N max
Moving angle	±30° max
Applicable voltage	60 V max
Electrical insulation	>100 MΩ a 500 VDC, 1 bar, 2 s
Dielectric rigidity	<100 μA a 500 VAC, 50 Hz, 1 bar, 2 s
Power dissipation	3 W, 40 °C 0 W, 120 °C
Protection class	IP65 (IP67 on request)
Explosion proof	According to ATEX CEI EN 50020 2003 (par. 5.4 a)
Life	>25x10 ⁶ m strokes or >100x10 ⁶ uses
Working temperature	-30÷100 °C
Storage temperature	-50÷120 °C
Thermal coefficient of the output voltage	< 1,5 ppm/°C
Vibrations	20 G, 5÷2000 Hz
Shock rating	50 G for 11 ms
Acceleration	200 m/s ² max (20 G)
Resistance tolerance	±20%
Recommended cursor current	0,1 μA max
Max cursor current	10 mA max
Enclosure material	anodized aluminium Nylon 66 G 25
Rod material	stainless steel AISI 303
Mounting	2 spherical joints

Important: these data are corrected if the transducer is used as voltage divider with a maximum applicable voltage of 0,1μA.

CONNECTIONS



ELECTRICAL/MECHANICAL DATA

Model*	50/100/150/200/300/400/450/500
Useful electric stroke (EEU) (+3/-0mm)	It corresponds to the model (mm)
Theoretical electric stroke (EET) (±1mm)	EEU+3 mm (50÷150), EEU+4 mm (200÷300), 406 mm (400), 457 mm (450), 508 mm (500)
Mechanical stroke (EM)	EEU+9 mm (50÷150), EEU+10 mm (200÷300), 412 mm (400), 463 mm (450), 518 mm (500)
Resistance (on EET)	5 kΩ (50÷500)
Case length (LP)	EEU+129 mm (50÷150), EEU+130 mm (200÷300), 538 mm (400), 589 mm (450), 664 mm (500)
Minimum interaxis length (A)	EEU+181 mm (50÷150), EEU+182 mm (200÷300), 590 mm (400), 641 mm (450), 716 mm (500)

AUTOMATED MOTION SYSTEMS PTY.LTD.

MAILING ADDRESS:
P.O.BOX 1240
WANGARA DC
W.A. 6947

PHONE: (08) 9309 1896
FAX: (08) 9309 5671
EMAIL: sales@automotsys.com.au
INTERNET: <http://www.automotsys.com.au>

OFFICE ADDRESS:
UNIT 2, 7 BARETTA RD.
WANGARA, PERTH
WESTERN AUSTRALIA